Kevin Hayes
President, Absolute Mortgage Group Inc
289218
8511 Kenneth Ridge ct Fair Oaks, CA 95628

Office: (209) 402-5555
kevin@absmg.com
View My Website

Rates Dropping Fast as Home Sales Bounce Back

The future is always uncertain when it comes to financial markets and interest rate movement, but there are times where a certain series of events seems more likely. For most of 2019, mid-March looked to be one of those times.

The year began with a **sharp move lower** in rates--sharp enough that it wasn't sustainable. Rates rushed to long-term lows on January 3rd and then bounced higher. Fortunately, they found a ceiling shortly thereafter. That ceiling ended up being the top of the sideways range we've been following ever since.

To be fair, it looked to be broken by the end of February based on the following chart from a previous newsletter:

But here's what I had to say about it at the time:

National Average Mortgage Rates

Mortgage News Daily	Rate	Change	Points
30YR Fixed	7.33%	**0.00**	0.00
15YR Fixed	7.01%	**+0.02**	0.00
30YR FHA	6.98%	**+0.02**	0.00
30YR Jumbo	7.60%	**0.00**	0.00
7/6 SOFR	6.85%	**+0.03**	0.00
30YR VA	6.99%	**+0.01**	0.00

Rates as of: 10/27

MBS and Treasury

	Price / Yield	Change
MBS UMBS 6.0	99.33	**-0.13**
10 YR Treasury	5.0253	**+0.0265**
30 YR Treasury	5.3296	**+0.0177**

Pricing as of: 10/28 3:16AM EST

Recent Housing Data

		Value	Change
Mortgage Apps	Oct 14	188.6	-5.32%
Building Permits	Sep	1.4M	+0.43%
Housing Starts	Sep	1.22M	-4.24%
New Home Sales	Aug	684K	+12.69%
Pending Home Sales	Aug	71.2	0%
Existing Home Sales	Oct	3.99M	+0.25%
Builder Confidence	Oct	29	-9.38%

© 2026 MBS Live, LLC. - This newsletter is a service of MarketNewsletters.com.

The interest rates provided in this newsletter are national averages from independent data sources. Rate/APR terms may differ from those listed above based on the creditworthiness of the borrower. All information provided "as is" for informational purposes only, not intended for trading purposes or financial advice.

Read or subscribe to my newsletter online at: http://housingnewsletters.com/absolutemortgage

"Is this the end of the road for our nice run of low rates in 2019? It's far too soon to conclude such things. Most traders are looking for the market to make **bigger decisions in mid-March after the next Fed meeting**. Between now and then, rather than plan on rates skyrocketing, a better baseline would be to shift the goalposts to something more horizontal, as seen in the following chart."

Fast forward to this week and it was indeed the Fed Announcement that served as the catalyst for an **actual** breakout. This time around, it's going in our favor.

© 2026 MBS Live, LLC. - This newsletter is a service of MarketNewsletters.com.

The interest rates provided in this newsletter are national averages from independent data sources. Rate/APR terms may differ from those listed above based on the creditworthiness of the borrower. All information provided "as is" for informational purposes only, not intended for trading purposes or financial advice.

Read or subscribe to my newsletter online at: http://housingnewsletters.com/absolutemortgage

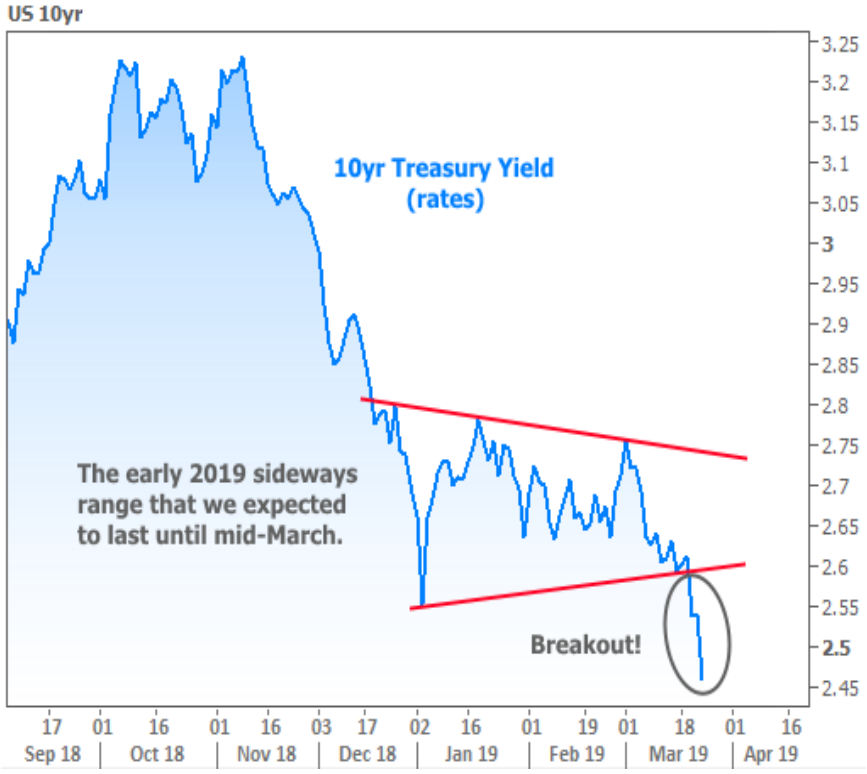

If you see the little hitch in the blue line in the "breakout" section above, that's as far as the Fed news was able to get us on Wednesday. **The rest of the move** happened Friday on a combination of weak European manufacturing data followed by similarly weak US data.

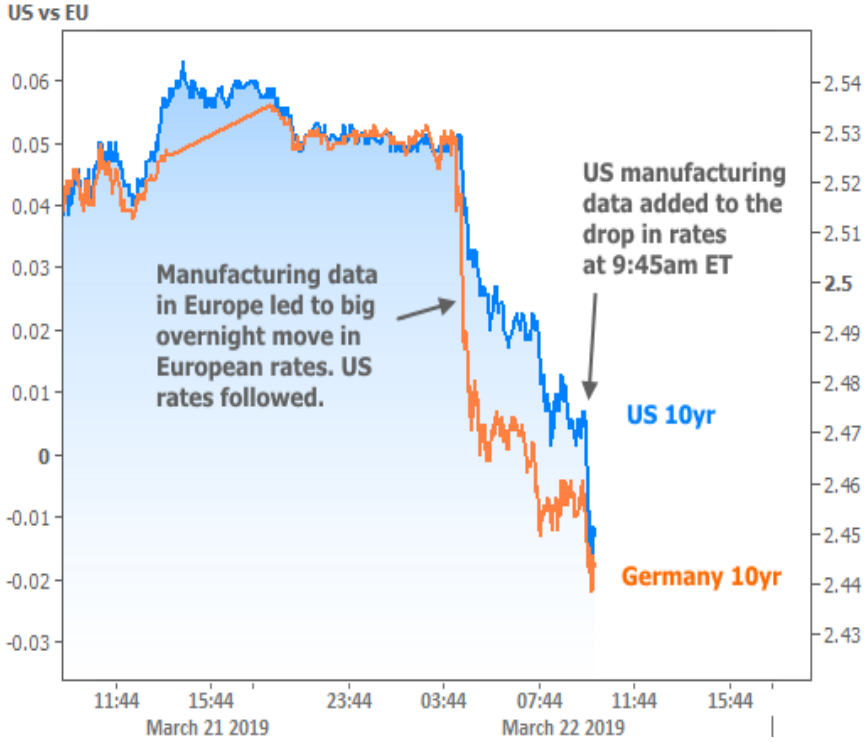

So is it the Fed or is it manufacturing data? And is it about the US or Europe?

© 2026 MBS Live, LLC. - This newsletter is a service of MarketNewsletters.com.

The interest rates provided in this newsletter are national averages from independent data sources. Rate/APR terms may differ from those listed above based on the creditworthiness of the borrower. All information provided "as is" for informational purposes only, not intended for trading purposes or financial advice.

Read or subscribe to my newsletter online at: http://housingnewsletters.com/absolutemortgage

The answer is "yes." The Fed sets policies based on its interpretation of economic data and risks to financial stability. Those policies can have massive impacts on markets, but they're ultimately beholden to the underlying economic realities. When the economy is perceived to be at more risk, the Fed is more likely to enact policies that are friendly for rates.

This week, the Fed surprised markets by announcing that it would stop shrinking its balance sheet (if you really want to dig into the nuts and bolts, here you go). In plain language, this means the Fed is going to be buying way more bonds in just over a month, and when the Fed buys lots of bonds, it **helps rates move lower**.

The mere **expectation** of such a Fed shift was behind last week's drop in rates, but the actual policy change was **even more aggressive** than markets expected. It was so aggressive that one may wonder just what sorts of red flags the Fed is seeing. Sure, they've **SAID** they're concerned about a potential downturn in Europe with global consequences, but **where's the proof?!**

Then a day a half later, the Eurozone manufacturing data comes out at the lowest levels in years, and European bond yields fall into negative territory. Score one for Fed apprehension. Then the US manufacturing data (highlighted in the chart above) spoke to the "**global consequences**" just a few hours later.

Bottom line, the Fed's concern is good for rates, and it was vetted by weak EU data and then by similarly weak data in the US. How do we know the US manufacturing data mattered so much to the bond market? Because it produced a volume spike as big as Wednesday's Fed news (which is unheard of for this particular report):

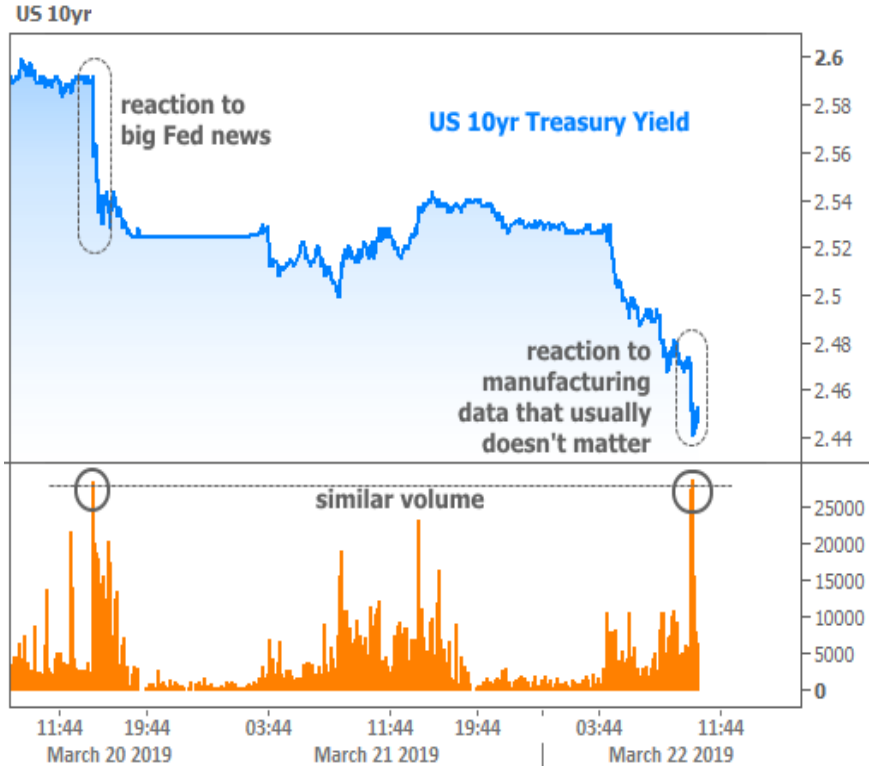

But **not all the economic data was bad** this week. In fact, if we had to choose one economic report to be much stronger, Existing Home Sales would be it! Several recent newsletters have held out the possibility (or even probability) that we'd see something like this in Existing Sales:

Why 2019 Could Actually be Great For Housing and Mortgage Markets
Home Sales Bouncing Back
Why The Housing Market Cares About The Fed (which contained the following chart)

© 2026 MBS Live, LLC. - This newsletter is a service of MarketNewsletters.com.

The interest rates provided in this newsletter are national averages from independent data sources. Rate/APR terms may differ from those listed above based on the creditworthiness of the borrower. All information provided "as is" for informational purposes only, not intended for trading purposes or financial advice.

Read or subscribe to my newsletter online at: http://housingnewsletters.com/absolutemortgage

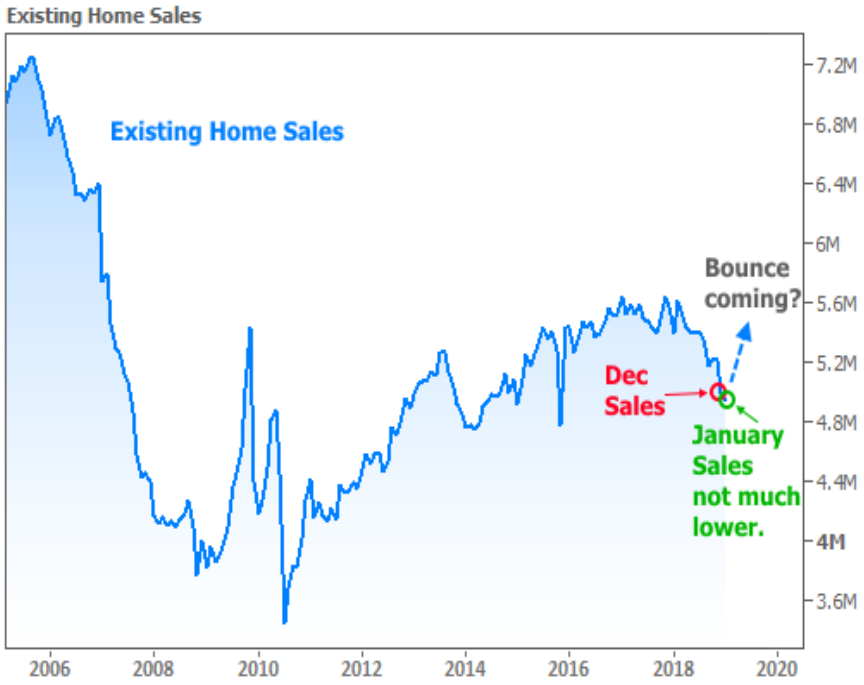

And this is how Existing Sales data looks after this week's installment:

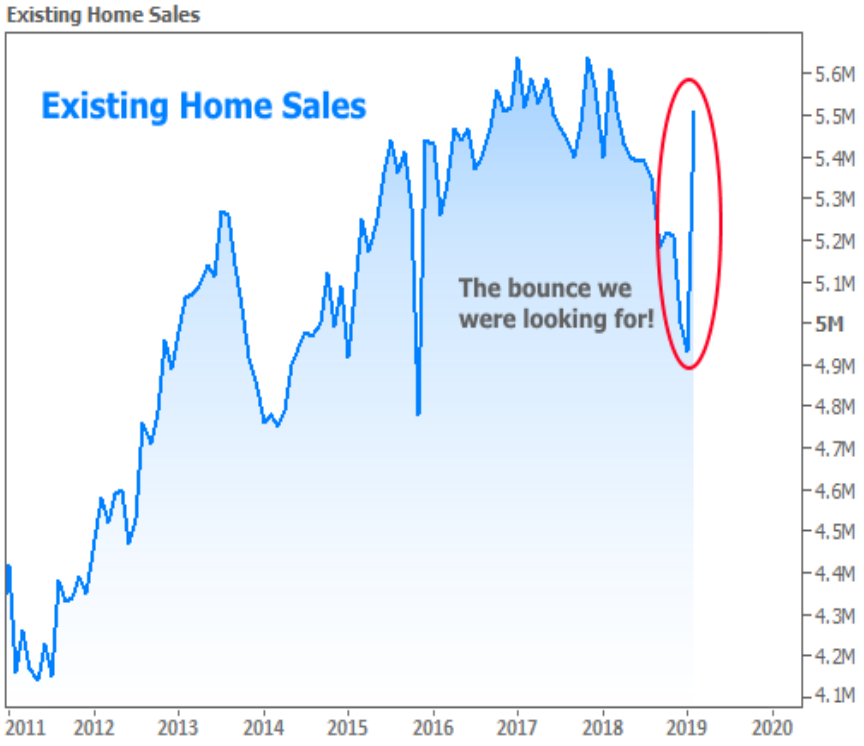

Long story short, all the potential positive cues that looked like they **should** play out for home sales ended up having the expected impact. The fact that this week's data arrives when **mortgage rates are hitting new long-term lows** is just icing on the cake.

Subscribe to my newsletter online at: http://housingnewsletters.com/absolutemortgage

© 2026 MBS Live, LLC. - This newsletter is a service of MarketNewsletters.com.

The interest rates provided in this newsletter are national averages from independent data sources. Rate/APR terms may differ from those listed above based on the creditworthiness of the borrower. All information provided "as is" for informational purposes only, not intended for trading purposes or financial advice.

Read or subscribe to my newsletter online at: http://housingnewsletters.com/absolutemortgage

Recent Economic Data

Date	Event	Actual	Forecast	Prior
Monday, Mar 18				
10:00AM	Mar NAHB housing market indx	62	63	62
Tuesday, Mar 19				
10:00AM	Jan Factory orders mm (%)	0.1	0.3	0.1
Wednesday, Mar 20				
7:00AM	w/e Mortgage Refinance Index	1146.8		1108.3
7:00AM	w/e MBA Purchase Index	251.5		250.8
2:00PM	N/A FOMC rate decision (%)	2.250 - 2.500	2.375	2.375
2:37PM	Powell Press Conference			
Thursday, Mar 21				
8:30AM	Mar Philly Fed Business Index	13.7	4.5	-4.1
8:30AM	w/e Jobless Claims (k)	221	225	229
8:30AM	w/e Continued jobless claims (ml)	1.750	1.772	1.776
10:00AM	Feb Leading index chg mm (%)	0.2	0.1	-0.1
Friday, Mar 22				
10:00AM	Feb Existing home sales (ml)	5.51	5.10	4.94
10:00AM	Feb Exist. home sales % chg (%)	11.8	2.2	-1.2
10:00AM	Feb Factory orders mm (%)	14		0.1
Tuesday, Mar 26				
8:30AM	Feb Build permits: change mm (%)	-1.6		-0.7
8:30AM	Feb Housing starts number mm (ml)	1.162	1.213	1.230
8:30AM	Feb House starts mm: change (%)	-8.7		18.6
8:30AM	Feb Building permits: number (ml)	1.296	1.300	1.317
9:00AM	Jan CaseShiller 20 yy (%)	3.6	4.0	4.2
9:00AM	Jan Monthly Home Price mm (%)	0.6		0.3
10:00AM	Mar Consumer confidence	124.1	132.0	131.4
Wednesday, Mar 27				
1:00PM	5-Yr Note Auction (bl)		41	
Thursday, Mar 28				
8:30AM	Q4 GDP Final (%)	2.2	2.4	2.6
8:30AM	w/e Jobless Claims (k)	211	217	221
8:30AM	w/e Continued jobless claims (ml)	1.756	1.750	1.750
10:00AM	Feb Pending Home Sales (%)	-1.0	0.7	4.6
10:00AM	Feb Pending Sales Index	101.9		103.2
1:00PM	7-Yr Note Auction (bl)	32		
Friday, Mar 29				
8:30AM	Jan Core PCE Inflation (y/y) (%)	1.8	1.9	1.9

Event Importance:

No Stars = Insignificant
☆ Low
★ Moderate
★★ Important
★★ Very Important

© 2026 MBS Live, LLC. - This newsletter is a service of MarketNewsletters.com.

The interest rates provided in this newsletter are national averages from independent data sources. Rate/APR terms may differ from those listed above based on the creditworthiness of the borrower. All information provided "as is" for informational purposes only, not intended for trading purposes or financial advice.

Read or subscribe to my newsletter online at: http://housingnewsletters.com/absolutemortgage

Date	Event	Actual	Forecast	Prior
9:45AM	Mar Chicago PMI	58.7	61.0	64.7
10:00AM	Mar Consumer Sentiment (ip)	98.4	97.8	97.8
10:00AM	Feb New home sales chg mm (%)	4.9	1.3	-6.9
10:00AM	Feb New home sales-units mm (ml)	0.667	0.620	0.607

© 2026 MBS Live, LLC. - This newsletter is a service of MarketNewsletters.com.

The interest rates provided in this newsletter are national averages from independent data sources. Rate/APR terms may differ from those listed above based on the creditworthiness of the borrower. All information provided "as is" for informational purposes only, not intended for trading purposes or financial advice.

Read or subscribe to my newsletter online at: http://housingnewsletters.com/absolutemortgage