



Beau Hodson

Owner and Senior Loan Originator, Transparent Mortgage

NMLS # 200162

San Diego / Los Angeles, Serving the Entire State of California

Mobile: 619.888.3606

beau@tspmortgage.com

Mortgages Make The Fed Angry. You'd Like Them When They're Angry

Last week was the wildest in the history of the mortgage market. This week was **wilder**. It ended with a one-of-a-kind show of force from the Federal Reserve.

This wasn't necessarily destined to be the case, but things changed dramatically on Wednesday. By then, rates were surging **higher** for reasons that were hard to comprehend. True, the Fed cut rates in an emergency announcement over the weekend, but we've [already talked](#) about why the Fed rate cut doesn't affect mortgage rates.

The mortgage market was **far** more interested in the Fed's decision to start buying large amounts of mortgage debt for the first time in years--something that has absolutely made a difference in the past.

This time, it was no use--at least not at first. Mortgages celebrated briefly on Monday but quickly became inconsolable as the week progressed. Their **biggest issue** was a massive glut of supply.

Supply and demand are key considerations for the price of anything. Mortgages are no exception. Higher supply (of mortgages) means lower prices paid by mortgage investors. Lower prices mean higher rates for consumers. If that doesn't sound logical, remember, that's the price an investor is paying to be able to collect interest on your mortgage. The less they pay, the more you'll have to.

Recent market volatility and the rapid-onset recession (courtesy of COVID-19 shutting down large portions of the economy) drove a mass liquidation of mortgage debt among certain bond holders. Investors were eager to **shed risk and raise cash**. This was especially true for several key sectors of the mortgage market. That meant selling mortgage debt... a lot of it!

In fact, the amount of supply was **too much for the Fed to handle**. Other mortgage investors may have been able to pick up the slack, but they were conspicuously absent, and not just because they wanted to raise cash. They were also protesting uncommonly high volatility brought about by the rapid decline in rates in recent weeks. Excess volatility hurts mortgage valuations, making investors want to offer lower prices.

National Average Mortgage Rates



	Rate	Change	Points
Mortgage News Daily			

30 Yr. Fixed	7.28%	-0.09	0.00
15 Yr. Fixed	6.75%	-0.07	0.00
30 Yr. FHA	6.70%	-0.12	0.00
30 Yr. Jumbo	7.48%	-0.07	0.00
5/1 ARM	7.35%	-0.07	0.00

Freddie Mac

30 Yr. Fixed	7.22%	-0.22	0.00
15 Yr. Fixed	6.47%	-0.29	0.00

Rates as of: 5/3

Market Data

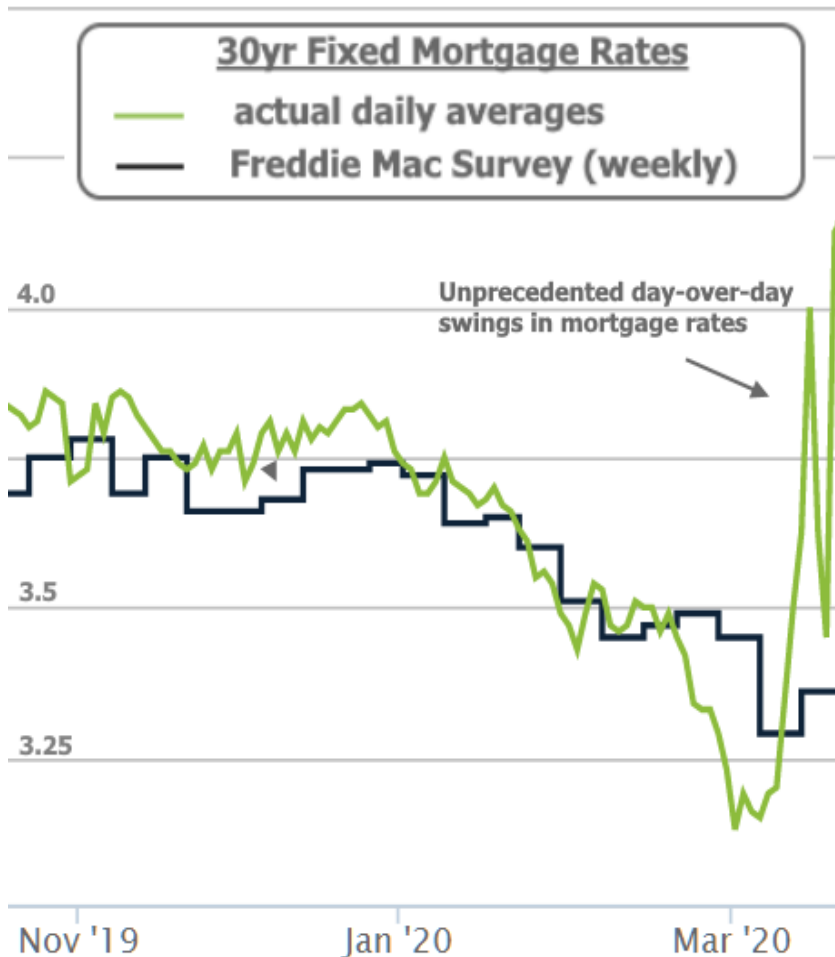
	Price / Yield	Change
MBS UMBS 6.0	100.09	+0.31
MBS GNMA 6.0	101.03	+0.29
10 YR Treasury	4.5138	-0.0657
30 YR Treasury	4.6711	-0.0579

Pricing as of: 5/3 5:04PM EST

Recent Housing Data

		Value	Change
Mortgage Apps	Apr 24	196.7	-2.67%
Building Permits	Mar	1.46M	-3.95%
Housing Starts	Mar	1.32M	-13.15%
New Home Sales	Mar	693K	+4.68%
Pending Home Sales	Feb	75.6	+1.75%
Existing Home Sales	Feb	3.97M	-0.75%
Builder Confidence	Mar	51	+6.25%

The net effect was a scary situation where the Fed was throwing money at a mortgage market that not only seemed unwilling to respond, but that was also showing signs of serious distress. The mainstream data (based on a weekly survey of rates) isn't able to capture the fallout, but the following chart shows just how much damage was being done to mortgage rate availability day-over-day.



In an attempt to put all this nonsense to rest, the Fed **blasted** the mortgage market with a surprise announcement on Thursday. By the end of that day, it would buy more mortgage debt than it had **ever** bought in a single day. Surely, this would do the trick!

But no... Mortgage bond holders had more paper to get rid of, and potential buyers were even more reticent than imagined. Despite bringing out the big guns, the Fed appeared to be **losing control** of the mortgage market.

Then the Fed got angry. And you **would** probably like the Fed when it's this angry.

Remember the Fed's biggest-ever day of mortgage buying on Thursday? By Thursday afternoon, it announced the following day would be **THREE TIMES bigger**. By Friday morning, when the mortgage market wasn't responding enthusiastically enough, the Fed unleashed its fury, adding another \$15 billion dollars of purchases, making it **FOUR TIMES bigger**. In case that left anything to doubt, the Fed announced it would be back on Monday to do it all again.

This was an astonishing and brutal display of power, the likes of which had never been brought to bear on the mortgage bond market, or even thought possible. If it didn't do the trick, it's hard to imagine what more the Fed would have done to regain control.

Thankfully, we won't find out. Friday afternoon saw a restoration of the strong buying demand for mortgages and the defeat of relentless selling pressure. Simply put, the forces of good (the ones that push mortgage rates lower) prevailed.

This isn't an instant fix for mortgage rate volatility, and it hasn't immediately restored the availability of recently low rates. But the bonds that underlie the mortgage market are moving **quickly in the right direction**. If that continues to be the case in the coming weeks, rates will continue moving back toward those recent lows, creating significant opportunities for those who missed out earlier this month.

A constant COVID-19 caveat is required. The world is, of course, rapidly changing and many aspects of our lives are in upheaval. It's impossible to predict every twist and turn in the road ahead for the economy and the mortgage market. Regulators and service providers are **working to adapt** to the rapidly changing situation. Borrowers and loan originators need to have open conversations about those changes and what to expect during the loan process.





On a final note, it goes without saying that there are trying times ahead and fear is rampant. Let's all be looking for ways to help each other and ask for the help we need. Let's meet fear with courage, patience, hope, and kindness.

Subscribe to my newsletter online at: <http://housingnewsletters.com/transparentmortgage>

Recent Economic Data

Date	Event	Actual	Forecast	Prior
Sunday, Mar 15				
5:00PM	N/A FOMC rate decision (%)	0.000 - 0.250	0.875	1.125
Tuesday, Mar 17				
8:30AM	Feb Retail Sales (%)	-0.5	0.2	0.3
9:15AM	Feb Industrial Production (%)	0.6	0.4	-0.3
10:00AM	Jan Business Inventories (%)	-0.1	-0.1	0.1
11:00AM	Mar NAHB housing market indx	72	73	74
Wednesday, Mar 18				
7:00AM	w/e MBA Purchase Index	278.1		280.7
7:00AM	w/e Mortgage Refinance Index	5751.0		6418.9
8:30AM	Feb Housing starts number mm (ml)	1.599	1.500	1.567
8:30AM	Feb House starts mm: change (%)	-1.5		-3.6
8:30AM	Feb Building permits: number (ml)	1.464	1.500	1.550
8:30AM	Feb Build permits: change mm (%)	-5.5		9.2
Thursday, Mar 19				
8:30AM	Mar Philly Fed Business Index	-12.7	10.0	36.7
8:30AM	w/e Jobless Claims (k)	281	560	211
Friday, Mar 20				
10:00AM	Feb Existing home sales (ml)	5.77	5.50	5.46
Tuesday, Mar 24				
9:45AM	Mar PMI-Manufacturing (Markit)	49.2	42.8	50.7
9:45AM	Mar PMI-Composite (source:Markit)	40.5		49.6
9:45AM	Mar PMI-Services (Markit)	39.1	42.0	49.4

Event Importance:

- No Stars = Insignificant
-  Low
-  Moderate
-  Important
-  Very Important

Date	Event	Actual	Forecast	Prior
10:00AM	Feb New home sales chg mm (%)	-4.4	-2.0	7.9
10:00AM	Feb New home sales-units mm (ml)	0.765	0.750	0.764
Wednesday, Mar 25				
8:30AM	Feb Durable goods (%)	1.2	-0.8	-0.2
9:00AM	Jan Monthly Home Price mm (%)	0.3		0.6
9:00AM	Jan Monthly Home Price yy (%)	5.2		5.2
Thursday, Mar 26				
8:30AM	Q4 GDP Final (%)	2.1	2.1	2.1
8:30AM	w/e Jobless Claims (k)	3283	3000	281
Friday, Mar 27				
8:30AM	Feb Core PCE Inflation (y/y) (%)	1.8	1.7	1.6
10:00AM	Mar Consumer Sentiment (ip)	89.1	90.0	95.9