



Rich E. Blanchard

Managing Director, RICH Home Loans LLC

NMLS: 492461

1550 Wewatta St., 2nd Floor Denver, CO 80202

Office: 720.619.9900

Mobile: 303.328.7047

Fax: 214.975.2874

richblanchard@richhomeloans.com

[View My Website](#)

Rates Surged to 5% This Week. Is There Any Hope?

For the first time since early 2011, the average mortgage lender is quoting conventional 30yr fixed rates of 5.0%. This happened fairly quickly too, with an increase of 0.25% just in the past 3 days. What's causing all this drama and is there any hope that it will subside?

As far as causes go, here's an excerpt from one of my newsletters back in April:

2018 is all about being defensive when it comes to rates due to big-picture headwinds. These headwinds have been here for months and they're not going anywhere quickly. They include:

- A **Federal Reserve** (aka "The Fed") that's more willing to hike its policy rate while continuing to reduce the amount of bonds it buys each month. (Foreign central banks are also moving toward policy tightening).
- **Fiscal policies** such as the tax bill that require government borrowing, thus creating excess supply in the bond market. More **supply** = lower bond prices = higher rates.
- Fiscal policies such as the tax bill that may add to **economic growth and inflation**. Growth and inflation generally contribute to higher rates.

The most recent manifestation of this "coming to terms" process was this week's **break above 3.0%** in the 10yr Treasury Yield--the yardstick against which all other long-term rates in the US are measured.

It would have been **shocking** had we **NOT** seen 10yr yields above 3% this year. If you stack up the headwinds listed above and compare them to the last time rates were 3%, there's no question that market fundamentals say rates should be higher.

Fast forward to today, and those market fundamentals have shown up in force. This has been especially apparent in the early parts of September and October. A few highlights include:

- The strongest read on the manufacturing sector since 2004 in September, and the 4th strongest in October
- The strongest read on the services sector since 1997 (as of 2 days ago!)

National Average Mortgage Rates



	Rate	Change	Points
Mortgage News Daily			
30 Yr. Fixed	7.28%	-0.09	0.00
15 Yr. Fixed	6.75%	-0.07	0.00
30 Yr. FHA	6.70%	-0.12	0.00
30 Yr. Jumbo	7.48%	-0.07	0.00
5/1 ARM	7.35%	-0.07	0.00

Freddie Mac

30 Yr. Fixed	7.22%	-0.22	0.00
15 Yr. Fixed	6.47%	-0.29	0.00

Rates as of: 5/3

Market Data

	Price / Yield	Change
MBS UMBS 6.0	100.09	+0.31
MBS GNMA 6.0	101.03	+0.29
10 YR Treasury	4.5138	-0.0657
30 YR Treasury	4.6711	-0.0579

Pricing as of: 5/3 5:04PM EST

Recent Housing Data

		Value	Change
Mortgage Apps	Apr 24	196.7	-2.67%
Building Permits	Mar	1.46M	-3.95%
Housing Starts	Mar	1.32M	-13.15%
New Home Sales	Mar	693K	+4.68%
Pending Home Sales	Feb	75.6	+1.75%
Existing Home Sales	Feb	3.97M	-0.75%
Builder Confidence	Mar	51	+6.25%

- Highest Consumer Confidence reading in 18 years as of last week
- 4 consecutive months of the best wage growth recorded since before the Great Recession
- Last but not least, the lowest unemployment rate since the 1960's.

Before September, traders were feeling at least **somewhat skeptical** that the economic expansion could not only be maintained, but actually surge into stronger territory. VERY simply put: there's a price to pay for that surge, and a fairly hefty price at that.

This isn't just another random move higher in rates. This is a relatively **gut-wrenching** confirmation of what we were hoping **not** to see. For the first time in years, a large-scale period of indecision and consolidation in rates (marked by the red lines below) has given way to a break HIGHER as opposed to lower.

10yr Treasury Yield



On an even grander scale, this week is the first time in decades that we **can't** simply fall back on the fact that rates were still inside the super-long-term downtrend seen below.

10yr Treasury Yield



But what about mortgage rates?

You may have seen a headline or two suggesting this week's mortgage rates were actually lower than last week's. That unfortunate reality is due to some reporters' over-reliance on Freddie Mac's mortgage rate benchmark. It's unfortunate because Freddie's rate is based almost entirely on Mon/Tue rates (read about this phenomenon in detail [HERE](#)).

In other words, the rates on the first 2 days of this week were indeed microscopically better than the rates on the first 2 days of last week. Freddie issues a press release to that effect every Thursday, and many reporters rely on that press release to craft headlines about "this week's mortgage rates." Point being: as long as you consider Wed-Fri to be part of "this week," those reporters are wrong, I'm right, and rates are through the roof!

This is all pretty bleak. Is there any hope?

First off, please be prepared for the possibility that there **won't** be much hope--at least not for a while. When markets undergo massive reassessments of reality--which could be what we're seeing here--it can take **months** before seeing the rates that were available just before the spike.

A stark, recent example is the 2013 taper tantrum, where it took nearly 3 years for rates to finally make it back to where they were when many "experts" were still saying the whole thing was overdone and would blow over. That's the **cautionary** statement, and it's good to keep that in mind any time you're tempted to assume rates should bounce lower just because they've moved too high, too fast.

But there's an **optimistic** statement too. More often than not, when rates move too high, too fast, they actually **do** experience a bounce. We certainly can't rule out that possibility this time as well.

One caveat is that, unlike 2013, rates aren't presently reacting to **one** gigantic surprise. Back then, it was the Fed **FINALLY** breaking the bad news to markets about reducing its bond buying program. That was viewed as the end of an era. This time around, we're much more dependent on a wide variety of economic data and geopolitical risks. Right now, the data is stellar and the other risks are suppressed. To whatever extent that changes, so too could the fate of interest rates.




The **most important flash point** on the near-term horizon is next Thursday's Consumer Price Index. That's a key inflation report that's expected to come in strong due to strength in wages. An isolated misstep in that data wouldn't be enough to change the big picture challenges for rates, but it could play a part in a short-term reprieve. We won't talk about what might happen if it comes in hotter than expected, and we'll hope not to be forced to talk about it next Friday.

Subscribe to my newsletter online at: <http://housingnewsletters.com/richhomeloans>

Recent Economic Data

Date	Event	Actual	Forecast	Prior
Monday, Oct 01				
10:00AM	Sep ISM Manufacturing PMI	59.8	60.1	61.3
10:00AM	Aug Construction spending (%)	0.1	0.4	0.1
Tuesday, Oct 02				
9:45AM	Sep ISM-New York index	822.0		810.7
Wednesday, Oct 03				
7:00AM	w/e MBA Purchase Index	240.7		240.4
7:00AM	w/e Mortgage Refinance Index	945.9		946.8
8:15AM	Sep ADP National Employment (k)	230	185	163
10:00AM	Sep ISM N-Mfg PMI	61.6	58.0	58.5
10:00AM	Sep ISM N-Mfg Bus Act	65.2	60.3	60.7
Thursday, Oct 04				
8:30AM	w/e Jobless Claims (k)	207	210	214
Friday, Oct 05				
8:30AM	Sep Non-farm payrolls (k)	134	185	201
8:30AM	Sep Unemployment rate mm (%)	3.7	3.8	3.9
8:30AM	Sep Average earnings mm (%)	0.3	0.3	0.4
Monday, Oct 08				
12:00AM	Columbus Day			
Wednesday, Oct 10				
7:00AM	w/e Mortgage Refinance Index			945.9
7:00AM	w/e MBA Purchase Index			240.7
8:30AM	Sep Producer Prices (%)		0.2	-0.1
8:30AM	Sep Core Producer Prices YY (%)		2.5	2.3
10:00AM	Aug Wholesale inventories mm (%)		0.8	0.8
Thursday, Oct 11				
8:30AM	Sep CPI mm, sa (%)		0.2	0.2
8:30AM	Sep Core CPI Year/Year (%)		2.3	2.2
8:30AM	w/e Jobless Claims (k)		206	207
Friday, Oct 12				

Event Importance:

- No Stars = Insignificant
-  Low
-  Moderate
-  Important
-  Very Important

Date	Event	Actual	Forecast	Prior
8:30AM	Sep Import prices mm (%)		0.2	-0.6
8:30AM	Sep Export prices mm (%)		0.2	-0.1
10:00AM	Oct 5yr Inflation Outlook (%)			2.5
10:00AM	Oct 1yr Inflation Outlook (%)			2.7
10:00AM	Oct Consumer Sentiment		100.5	100.1

Expert Advice | Exceptional Service | Flawless Execution

With 27+ years of expertise in mortgage banking you can be confident in my knowledge and abilities to deliver a seamless loan transaction while providing personalized service.

Rich E. Blanchard

