

Michael Baker

Senior Mortgage Loan Officer, Fountain Mortgage

Individual NMLS: 259076 Company NMLS: 2579

8340 Mission Rd, Ste 240 Prairie Village, KS 66206

Office: 913-735-8455

Mobile: 913-735-5363

mbaker@fountainmortgage.com

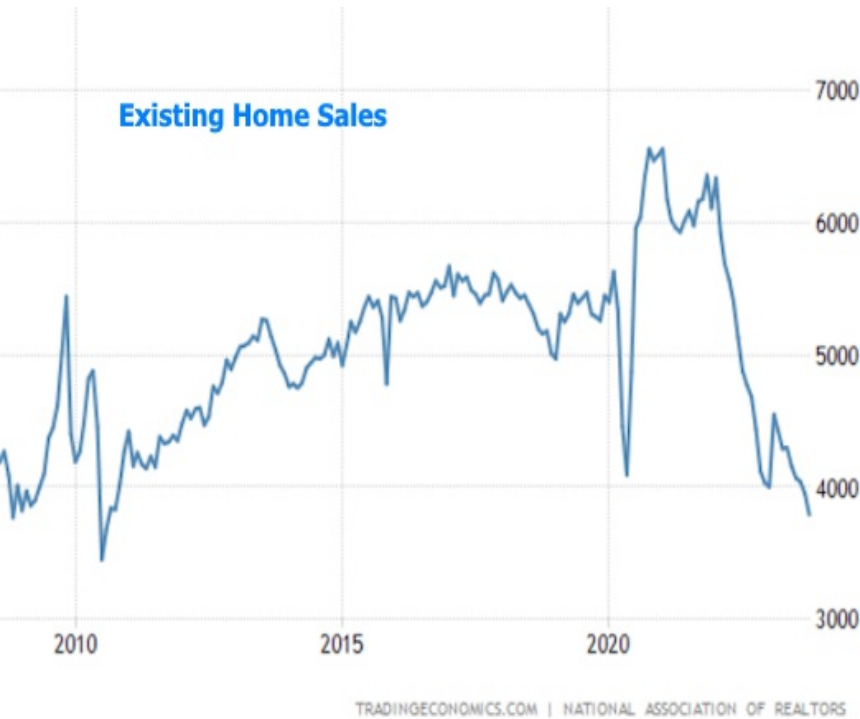
[View My Website](#)

Housing Market Thankful For Lower Rates But The True Test is in Early December

NOTE: this is an early version of the weekly newsletter that normally comes out on Friday. There will be no newsletter on Friday due to the Thanksgiving holiday.

Mortgage rates have fallen significantly in November. For the housing market, it couldn't come at a more critical time, but the road ahead remains uncertain--mostly due to timing.

Here's what we're up against in terms of home sales (includes the most recent monthly result released this week):



Keep in mind that the market for EXISTING homes has been under more pressure compared to NEW homes. Some would say this is due to builders being able to offer financing incentives big enough to help buyers overcome affordability issues created by the highest rates in decades. Others would say that it's hard to sell many existing homes if people aren't interested in listing them for sale. Neither are wrong.

National Average Mortgage Rates



	Rate	Change	Points
Mortgage News Daily			
30 Yr. Fixed	7.09%	+0.07	0.00
15 Yr. Fixed	6.56%	+0.03	0.00
30 Yr. FHA	6.62%	+0.07	0.00
30 Yr. Jumbo	7.35%	+0.04	0.00
5/1 ARM	7.30%	+0.06	0.00

Freddie Mac

30 Yr. Fixed	7.02%	-0.42	0.00
15 Yr. Fixed	6.28%	-0.48	0.00

Rates as of: 5/17

Market Data

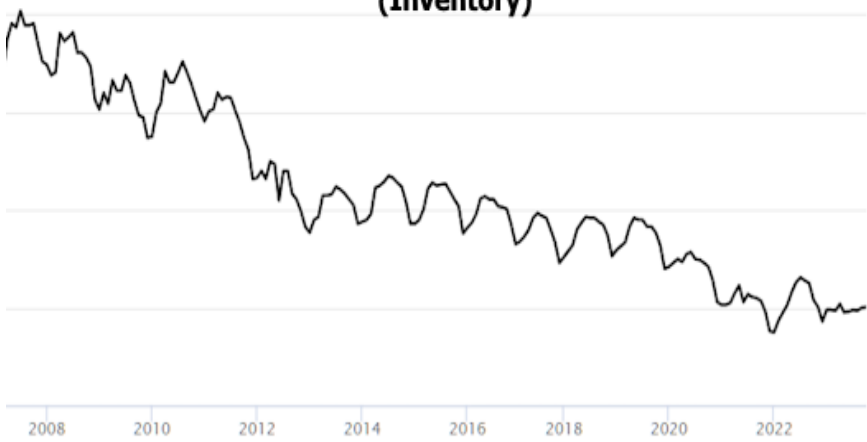
	Price / Yield	Change
MBS UMBS 6.0	100.40	-0.15
MBS GNMA 6.0	100.78	+0.04
10 YR Treasury	4.4223	+0.0454
30 YR Treasury	4.5610	+0.0549

Pricing as of: 5/17 5:59PM EST

Recent Housing Data

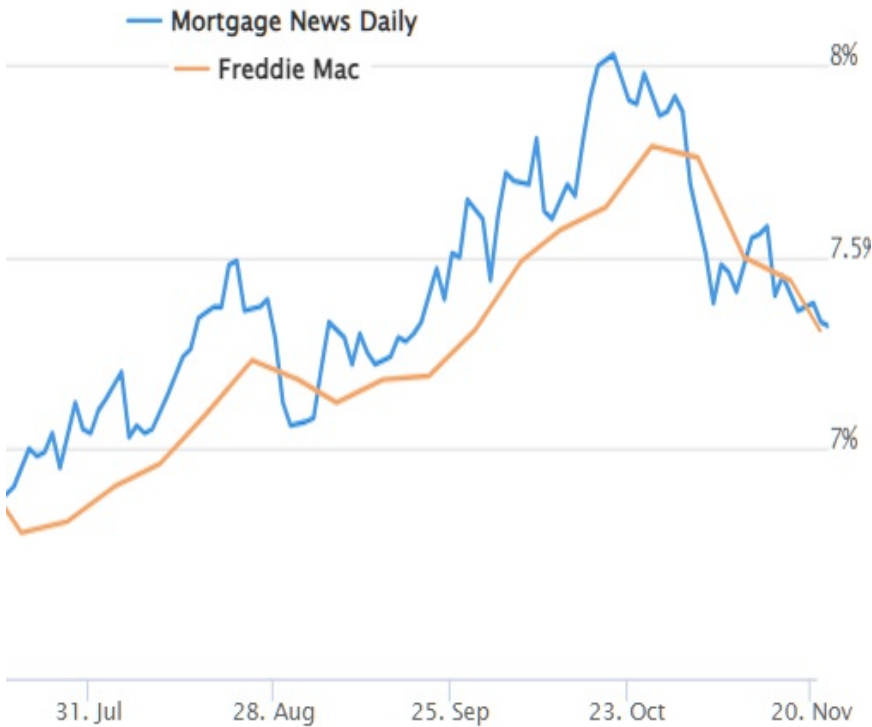
		Value	Change
Mortgage Apps	May 15	198.1	+0.51%
Building Permits	Mar	1.46M	-3.95%
Housing Starts	Mar	1.32M	-13.15%
New Home Sales	Mar	693K	+4.68%
Pending Home Sales	Feb	75.6	+1.75%
Existing Home Sales	Feb	3.97M	-0.75%
Builder Confidence	Mar	51	+6.25%

Existing Homes, Units Available For Sale
(Inventory)



About those "highest rates in decades"... that's not exactly the case thanks to the past 4 weeks of improvement.

30 Year Fixed Mortgage Rates



Mortgage applications are already acknowledging the shift.



The bigger drop earlier in the month was due to a mix of economic data and events that happened to arrive at the same time that the Fed confirmed its rate outlook wasn't quite as bad as it conveyed at the September meeting ([here's a recap](#)). Last week's inflation data [helped confirm](#) that shift.

Other advance indicators like energy prices are helping investors feel calmer about believing that inflation has a chance to keep moving back toward target levels.



All that having been said, it's important to remember how convincing some of the previous "false starts" have been.



If we zoom in on the chart above (10yr yields are a good proxy for momentum in longer term rates like mortgages), we can see the inflection point around 4.38%. This acted as a ceiling before the September breakout and is now acting like a floor as the recent rate rally cools down.



Nothing about this line predicts the future. It is merely a milestone to be crossed, and it certainly will be crossed. Timing is the only uncertainty.

Economic data and inflation have helped get us this far and the same factors will be critical in determining the next step. That said, not just any economic data will do. There are only a handful of top tier reports that markets rely on for validation of highly consequential decisions.

The last time we saw any such data was last Tuesday and Wednesday. It's no surprise that subsequent days have been less volatile by comparison. The next glimpse of similarly important data will be the first full week of December culminating in the next jobs report on Friday the 8th.

This isn't to say that the upcoming week has nothing to offer. Rather, it could only be viewed as an opening act for the big show coming up in the following week. As always, interest rates thrive on uncertainty and economic weakness. The weaker the labor market, the more certain it becomes that 10yr yields will be moving (and staying) below 4.38%--a milestone that suggests mortgage rates in the low 7% range.

Subscribe to my newsletter online at: <http://housingnewsletters.com/michaelbaker>

Recent Economic Data

Date	Event	Actual	Forecast	Prior
Tuesday, Nov 21				
10:00AM	Oct Existing home sales (ml)	3.79M	3.9M	3.96M
Wednesday, Nov 22				
7:00AM	Nov/17 MBA Refi Index	359.9		354.3
7:00AM	Nov/17 MBA Purchase Index	138.4		133.2
8:30AM	Nov/18 Jobless Claims (k)	209K	225K	231K
8:30AM	Oct Durable goods (%)	-5.4%	-3.1%	4.7%
8:30AM	Nov/11 Continued Claims (ml)	1840K		1865K
10:00AM	Nov Consumer Sentiment (ip)	61.3	60.5	63.8
10:00AM	Nov Sentiment: 1y Inflation (%)	4.5%	4.4%	4.2%
10:00AM	Nov Sentiment: 5y Inflation (%)	3.2%	3.2%	3%
Monday, Nov 27				
7:50AM	Oct Building permits: number (ml)	1.498M	1.487M	1.471M
10:00AM	Oct New Home Sales (ml)	0.679M	0.723M	0.759M
10:00AM	Oct New Home Sales (%) (%)	-5.6%		12.3%
11:30AM	2-Yr Note Auction (bl)	54		
1:00PM	5-Yr Note Auction (bl)	55		
Tuesday, Nov 28				
9:00AM	Sep FHFA Home Price Index m/m (%)	0.6%	0.4%	0.6%
9:00AM	Sep FHFA Home Prices y/y (%)	6.1%		5.6%
9:00AM	Sep Case Shiller Home Prices-20 y/y (%)	3.9%	4%	2.2%
9:00AM	Sep CaseShiller 20 mm nsa (%)	0.2%		0.4%
1:00PM	7-Yr Note Auction (bl)	39		
Wednesday, Nov 29				
7:00AM	Nov/24 MBA Purchase Index	144.9		138.4

Event Importance:

- No Stars = Insignificant
- ☆ Low
- ★ Moderate
- ★★ Important
- ★★★ Very Important

Date	Event	Actual	Forecast	Prior
7:00AM	Nov/24 MBA Refi Index	327.8		359.9
8:30AM	Q3 GDP (%)	5.2%	5%	2.1%
Thursday, Nov 30				
8:30AM	Nov/25 Jobless Claims (k)	218K	220K	209K
8:30AM	Nov/18 Continued Claims (ml)	1927K	1872K	1840K
8:30AM	Oct Core PCE Inflation (y/y) (%)	3.5%	3.5%	3.7%
8:30AM	Oct Core PCE (m/m) (%)	0.2%	0.2%	0.3%
9:45AM	Nov Chicago PMI	55.8	45.4	44
Friday, Dec 01				
10:00AM	Nov ISM Manufacturing PMI	46.7	47.6	46.7
Wednesday, Jan 17				
1:00PM	20-Yr Bond Auction (bl)	13		

About Michael

If you are thinking about buying or refinancing a home in the Kansas City area, you've probably faced the dilemma of hiring the right Loan Officer to handle your mortgage. You may be concerned about working with someone that doesn't know the area, or who doesn't listen to you. Maybe you're worried about a loan officer who is more concerned with a commission than making sure you're properly taken care of.

Great news - I can help!

IF YOU ARE THINKING OF BUYING A HOME... I would love to share with you the mortgage loan products that are available to you, and also talk about what homes might be coming onto the market very soon. As a Kansas City resident who also went to college just down the street in Lawrence, I'm not just your loan officer but also your neighbor. I'd love to talk to you about my knowledge not only about the Kansas City market, and what neighborhoods would be perfect to you but also help you truly understand the landscape of the mortgage industry today, and introduce you to great Real Estate Agents that are ready to go to work for you and find you the perfect home. I'll help guide you through appraisals, inspections, title searches, and finally closing.

IF YOU ARE A REALTOR LOOKING FOR A REFERRAL PARTNER... I would love to sit down with you over a cup of coffee and show you ways to generate leads for your business and help you grow your clientele through some easy processes that NO other Real Estate Agents are doing. I am a growing Social Media guru that can show you my tips and tricks on how I've doubled my Twitter base in just a month!

If it sounds like I can help you, please contact me directly through Linked In, email me at mbaker@affinityhomeloan.com or call/text me at 913-735-5363. If you're not yet ready for a conversation, but you'd like to learn more about me and how I can help you or about the mortgage process in general, including great blog posts to send out to your clients, check out my website at <http://www.michaelbakerhomeloans.com>.

Michael Baker



