



Kevin Litwicki - NMLS # 289959
Sr. Mortgage Advisor, Stampfli Mortgage LLC
NMLS # 1598803
303 S. Main Street Verona, WI 53593

Office: 608-572-7522
Fax: 888-988-0013
kevin@stampfli mortgage.com
[View My Website](#)

Rapidly Rising Rates: Writing on The Wall For Housing?

The post-election spike in mortgage rates kicked into higher gear this week, with most lenders near the **worst levels in more than 2 years**. In bittersweet juxtaposition, this week's [Existing Home Sales](#) data (from October) was the best in nearly 10 years! Is the writing on the wall for the housing market? Yes and no.

First off, **let's put to bed** the question of whether a rapid rate spike affects housing and mortgage markets. The Mortgage Bankers Association's (MBA) [application data](#) is helpful in this endeavor for 2 reasons. First, it's a weekly report, thus keeping better pace with day-to-day changes in mortgage rates. Second, it includes both purchase and refi applications, allowing us to distinguish effects on home sales vs mortgage market activity.

The **best recent case study** of a rate spike's effects on housing/mortgage markets is the mid-2013 taper tantrum. In its first 6 weeks, the taper tantrum saw rates rise roughly 100 basis points (1%). Average 30yr fixed rates moved from 3.5% to 4.5% during that time. The following chart shows the changes in rates relative to the MBA's weekly purchase and refi applications numbers.

National Average Mortgage Rates



	Rate	Change	Points
Mortgage News Daily			
30 Yr. Fixed	7.28%	-0.09	0.00
15 Yr. Fixed	6.75%	-0.07	0.00
30 Yr. FHA	6.70%	-0.12	0.00
30 Yr. Jumbo	7.48%	-0.07	0.00
5/1 ARM	7.35%	-0.07	0.00
Freddie Mac			
30 Yr. Fixed	7.22%	-0.22	0.00
15 Yr. Fixed	6.47%	-0.29	0.00

Rates as of: 5/3

Market Data

	Price / Yield	Change
MBS UMBS 6.0	100.09	+0.31
MBS GNMA 6.0	101.03	+0.29
10 YR Treasury	4.5138	-0.0657
30 YR Treasury	4.6711	-0.0579

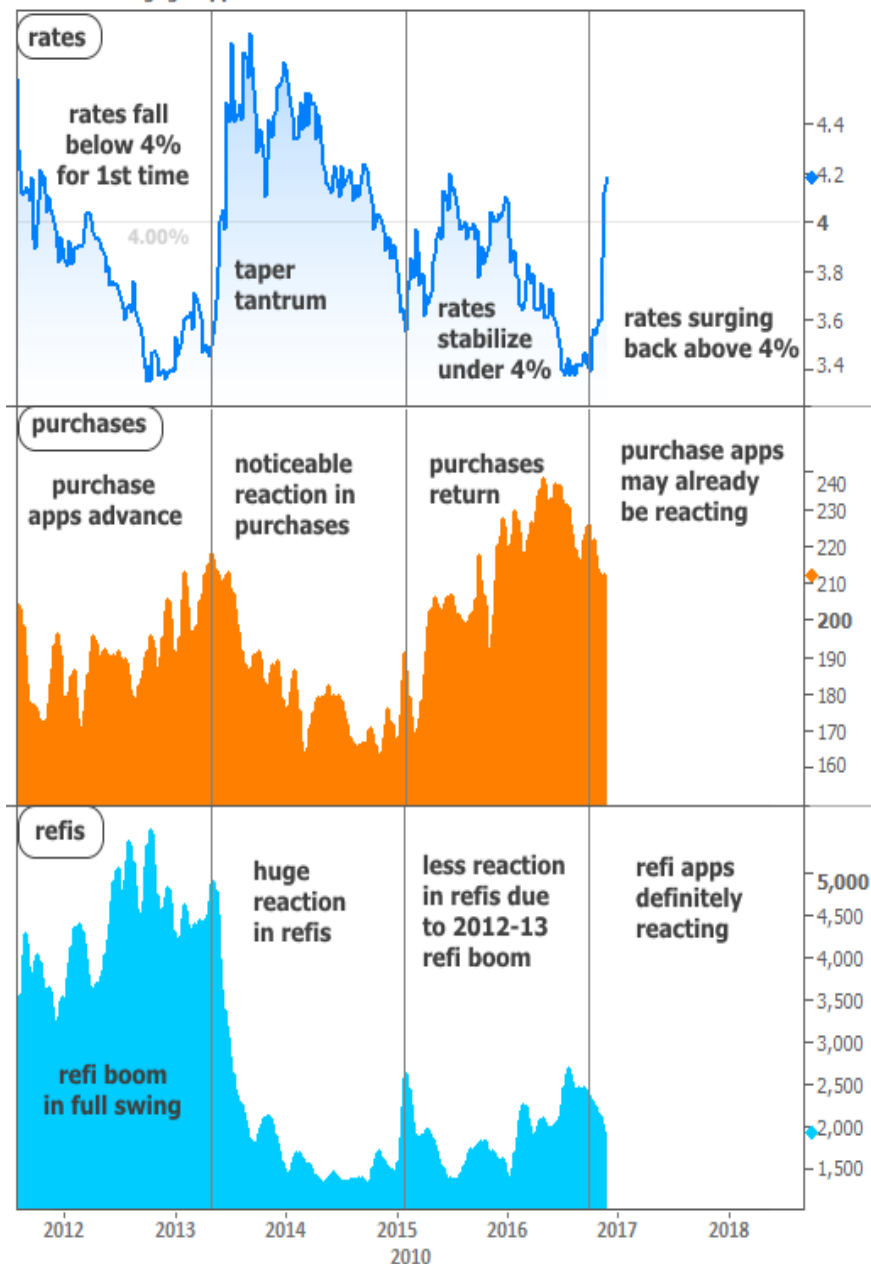
Pricing as of: 5/3 5:04PM EST

Recent Housing Data

		Value	Change
Mortgage Apps	Apr 24	196.7	-2.67%
Building Permits	Mar	1.46M	-3.95%
Housing Starts	Mar	1.32M	-13.15%
New Home Sales	Mar	693K	+4.68%
Pending Home Sales	Feb	75.6	+1.75%
Existing Home Sales	Feb	3.97M	-0.75%
Builder Confidence	Mar	51	+6.25%

US Housing Market Weekly

Rates vs Mortgage Apps



The chart **leaves no doubt** as to the **potential** for rapidly rising rates to take a toll, both on sales and mortgage activity in general. The chart also suggests the potential for varied outcomes depending on a few variables.

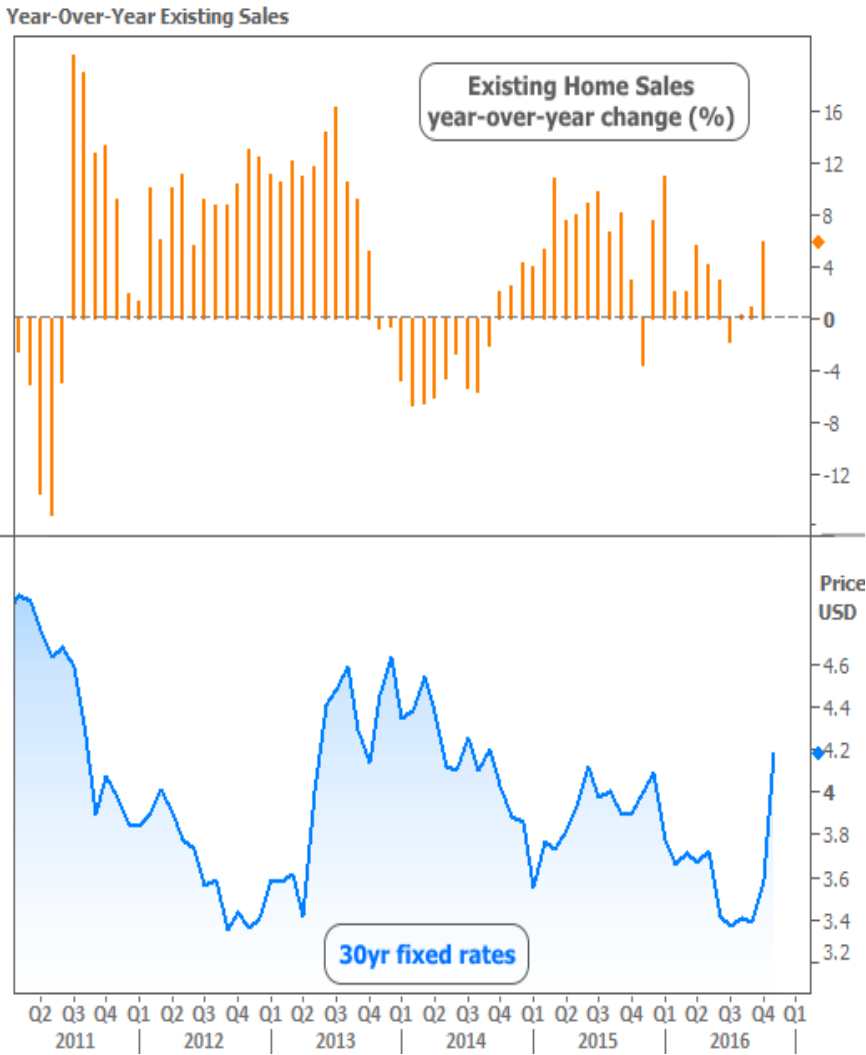
For instance, exceptionally low rates **don't necessarily** create huge refi demand on their own. After all, rates were near all-time lows recently, but refi applications were nowhere near recent highs, largely because homeowners and homebuyers already had the opportunity to lock in all-time lows during the 2012-13 refi boom.

We can conclude that in order to draw out **peak refi demand**, rates must fall far enough past the levels that were available to a large percentage of current homeowners. The **upside** to this, from a loan originator's standpoint, is that refi demand doesn't stand to lose as much ground as it did during the 2013 taper tantrum.

What about purchases as a function of rates? This is a **hot topic** among talking heads, with some arguing that purchases simply "don't care" about rising rates. Clearly that's **not** the case. In fact, purchase applications essentially **turned on a dime** as the taper tantrum spike began. It wasn't until rates stabilized under 4% that purchase apps began to rise again.

US Housing Market Weekly

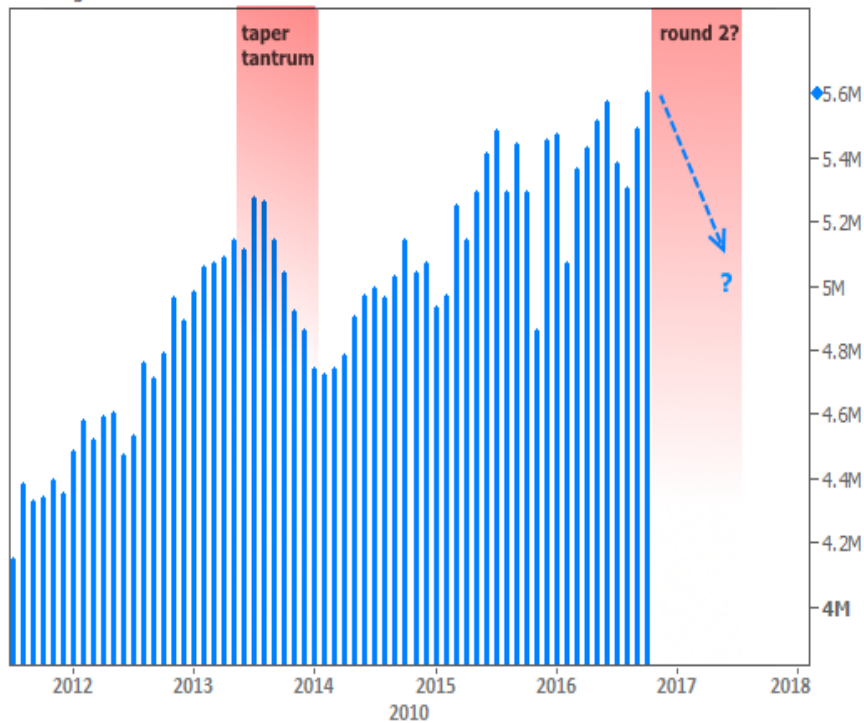
From there, we must simply ask ourselves how much movement constitutes a **"big deal."** This is subjective, of course. To many, the drop in Existing Home Sales in the 2nd half of 2013 was a big deal. After nearly 3 years of gains, sales fell into negative territory (annual basis) and remained there for almost an entire year.



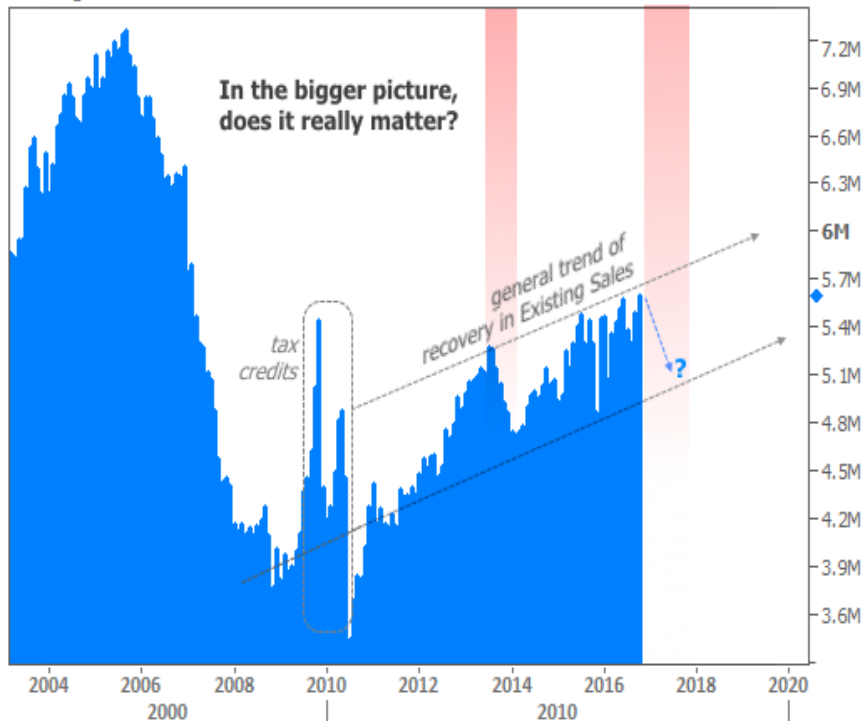
For a **counterpoint**, consider the longer term trend in the next chart. The upper pane of the chart shows recent trends in actual monthly home sales (not annual % change), with the taper tantrum effects highlighted. The lower pane, however, zooms out to include perspective that's been missing. There we can see the taper tantrum merely made for a course correction amid the bigger-picture trend.

US Housing Market Weekly

Existing Home Sales



Existing Home Sales



This added perspective means **you're free to choose** the outlook that suits you. If you focus on shorter term effects, you may well conclude that the current spike in rates--rapidly approaching the size of the taper tantrum--means home sales are destined for a correction. If you focus on the longer term effects, you may subsequently conclude such a correction wouldn't be that big a deal in the bigger picture.

Ultimately, much depends on a host of additional variables, but the **underlying point is simple**: big rate spikes will always have an impact. The farther you step back, the smaller those impacts will look.

In other housing-related news to be filed under "perspective" this week, the [FHFA announced](#) an **increase in conforming loan limits** for Fannie and Freddie. The new limit will be \$424,100, up from \$417,000. To some buyers, this is insignificant, but to others, it could make all the difference in being able to afford the home of their dreams. Ideally, the limit can now keep pace with price appreciation going forward.

Subscribe to my newsletter online at: <http://housingnewsletters.com/kevinlitwicki>

All Your Mortgage Needs, Professionally Delivered with a Personal Touch

Whether you're a first-time homebuyer hoping to navigate the process of buying a home so that it is a fun and anxiety-free process or a homeowner looking for refinance options that deliver more freedom and flexibility, I can help you analyze your current situation and find money saving options. With expertise in all areas of mortgage and financing, my hope is that once I become your mortgage partner, I'll stay your mortgage partner. With clients from A to Z, files never leave my hands or my desk. From start to finish, every step of the way, my goal is to keep the lines of communication open, provide complete and attentive service, and ensure the most seamless and satisfactory process possible.

Kevin Litwicki - NMLS # 289959

