



Kevin Litwicki - NMLS # 289959

Sr. Mortgage Advisor, Stampfli Mortgage LLC

NMLS # 1598803

303 S. Main Street Verona, WI 53593

Office: 608-572-7522

Fax: 888-988-0013

kevin@stampfli mortgage.com

[View My Website](#)

Mortgage Market Ridiculously Good or Just Ridiculous?

It should no longer come as a surprise that the pandemic continues to create never-before-seen circumstances in all corners of society. Here in the housing and mortgage markets, one of the first major manifestations of the crisis was a quick move to incredibly low rates.

With **record after record** being set in close succession, the mortgage environment has been ridiculously good for most homeowners. For others, it's just been ridiculous.

Record low rates make a lot of sense given the economic outlook. In general, economic weakness coincides with lower rates, and there's been plenty of that to go around.

On the other hand, much of the economic weakness is assumed to be **temporary**. How much is anyone's guess, but until we see where those chips fall, both sides of the market (stocks and bonds) are finding more buyers than sellers. That's why stocks are still generally elevated and bond yields (which move lower as demand improves) are remaining low.

National Average Mortgage Rates



| | Rate | Change | Points |
|--|------|--------|--------|
|--|------|--------|--------|

Mortgage News Daily

| | | | |
|--------------|-------|-------|------|
| 30 Yr. Fixed | 7.44% | +0.01 | 0.00 |
| 15 Yr. Fixed | 6.85% | +0.01 | 0.00 |
| 30 Yr. FHA | 6.92% | +0.02 | 0.00 |
| 30 Yr. Jumbo | 7.62% | 0.00 | 0.00 |
| 5/1 ARM | 7.41% | +0.01 | 0.00 |

Freddie Mac

| | | | |
|--------------|-------|-------|------|
| 30 Yr. Fixed | 7.10% | -0.34 | 0.00 |
| 15 Yr. Fixed | 6.39% | -0.37 | 0.00 |

Rates as of: 4/19

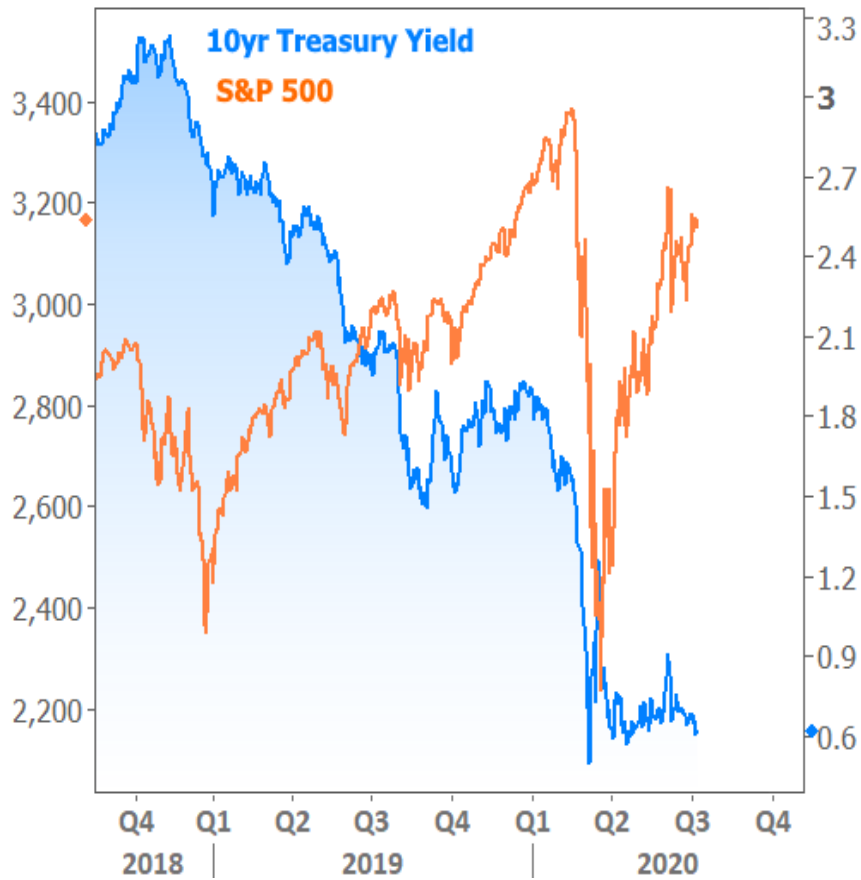
Market Data

| | Price / Yield | Change |
|----------------|---------------|---------|
| MBS UMBS 6.0 | 99.34 | +0.04 |
| MBS GNMA 6.0 | 100.02 | -0.04 |
| 10 YR Treasury | 4.6125 | -0.0140 |
| 30 YR Treasury | 4.7106 | -0.0212 |

Pricing as of: 4/19 12:51PM EST

Recent Housing Data

| | | Value | Change |
|---------------------|--------|-------|---------|
| Mortgage Apps | Apr 17 | 202.1 | +3.27% |
| Building Permits | Mar | 1.46M | -3.95% |
| Housing Starts | Mar | 1.32M | -13.15% |
| New Home Sales | Feb | 662K | +0.15% |
| Pending Home Sales | Feb | 75.6 | +1.75% |
| Existing Home Sales | Feb | 3.97M | -0.75% |
| Builder Confidence | Mar | 51 | +6.25% |



Zooming in on the chart above, we can see recent developments more clearly. Stocks are **pausing** to consider their next move while bond yields (aka 'rates') are attempting to trend lower.



The rise and fall seen in bond yields since April reflects the rise and fall in economic hopes as they relate to covid numbers. When everyone was staying at home and numbers were dropping, stocks were excited and bond yields were rising. As quarantines were lifted and more people became sick (or hospitalized, or dead, or however you want to count it), both sides of the market **reconsidered** their stance.

Mortgage rates, however, are setting record after record, and that's translating to a sharp rise in mortgage activity.



For those accustomed to the very logical and normal practice of using 10yr Treasury yield movement as a rough proxy for mortgage rate movement, **this is RIDICULOUS!** What gives?

In a nutshell, mortgage rates are still falling because they **weren't able to keep up** with Treasuries when rates initially plummeted earlier this year. They've slowly and steadily been making up for lost time.



In addition to being a perfect explanation for recent mortgage rate momentum, this chart also serves as **a bit of a warning**. Mortgage rates are quickly exhausting their advantage and will soon be in a position where they're forced to move higher if the rest of the bond market is moving higher.

So as it turns out, rates really **aren't that ridiculous** once we dig into it. But there are other places to look in the current mortgage landscape. The following is a list of just a few of the new and potentially frustrating realities. They may not apply to everyone equally:

- **Turn Times** - If you've been through the mortgage process before, don't expect things to happen as quickly this time around. High volume and quarantine-related operational hurdles are pushing turn times to extreme levels in some cases. A loan that took 15 days in the past could easily take 45-60 days now, depending on the specifics.
- **New Hurdles and More of Them** - Be prepared to see new guidelines and to jump through new hoops when it comes to getting final approval on your mortgage. Due to uncertainties created by coronavirus, the investors who buy mortgages generally want more information and more verification before writing checks. For instance, if you're self-employed or derive income from rental properties, be prepared to share your life story with your mortgage company.
- **You Might Not Qualify or The Rate Might Be Terrible** - This may be the most ridiculous change if it ends up applying to you. Guidelines have changed massively in some cases. The costs associated with various aspects of a loan file have skyrocketed in some cases. If you have more than a few of those costly risk factors (things like investment properties, cash out, high balance, etc), you are likely not seeing the same all-time low rates everyone is talking about, and you may be lucky to even qualify in the first place.





If you're in the mortgage process or you might be soon, you can avoid or minimize several of these frustrations by focusing on quick and accurate communication with your loan officer. Document requirements can seem onerous, but by providing everything requested, you'll keep your file as far ahead as possible in what is already a very long line.

Subscribe to my newsletter online at: <http://housingnewsletters.com/kevinlitwicki>

Recent Economic Data

| Date | Event | Actual | Forecast | Prior |
|-------------------|-----------------------------------|--------|----------|--------|
| Monday, Jul 06 | | | | |
| 10:00AM | Jun ISM N-Mfg PMI | 57.1 | 50.1 | 45.4 |
| 10:00AM | Jun ISM N-Mfg Bus Act | 66.0 | 49.0 | 41.0 |
| Wednesday, Jul 08 | | | | |
| 7:00AM | w/e MBA Purchase Index | 325.2 | | 308.7 |
| 7:00AM | w/e Mortgage Refinance Index | 3373.9 | | 3359.2 |
| Thursday, Jul 09 | | | | |
| 8:30AM | w/e Jobless Claims (k) | 1314 | 1250 | 1427 |
| 8:30AM | w/e Continued jobless claims (ml) | 18.062 | 18.950 | 19.290 |
| 10:00AM | May Wholesale inventories mm (%) | -1.2 | -1.2 | -1.2 |
| Friday, Jul 10 | | | | |
| 8:30AM | Jun Core Producer Prices YY (%) | 0.1 | 0.4 | 0.3 |
| Tuesday, Jul 14 | | | | |
| 8:30AM | Jun Core CPI (Annual) (%) | 1.2 | 1.1 | 1.2 |
| Wednesday, Jul 15 | | | | |
| 7:00AM | w/e MBA Purchase Index | 305.4 | | 325.2 |
| 7:00AM | w/e Mortgage Refinance Index | 3774.3 | | 3373.9 |
| 8:30AM | Jul NY Fed Manufacturing | 17.20 | 10.00 | -0.20 |
| 9:15AM | Jun Industrial Production (%) | 5.4 | 4.3 | 1.4 |
| Thursday, Jul 16 | | | | |
| 8:30AM | Jun Retail Sales (%) | 7.5 | 5.0 | 17.7 |
| 8:30AM | Jul Philly Fed Business Index | 24.1 | 20.0 | 27.5 |
| 10:00AM | Jul NAHB housing market indx | 72 | 60 | 58 |
| 10:00AM | May Business Inventories (%) | -2.3 | -2.3 | -1.3 |
| Friday, Jul 17 | | | | |
| 8:30AM | Jun House starts mm: change (%) | 17.3 | | 4.3 |
| 8:30AM | Jun Building permits: number (ml) | 1.241 | 1.290 | 1.216 |
| 8:30AM | Jun Housing starts number mm (ml) | 1.186 | 1.169 | 0.974 |
| 8:30AM | Jun Build permits: change mm (%) | 2.1 | | 14.1 |
| 10:00AM | Jul Consumer Sentiment | 73.2 | 79.0 | 78.1 |

Event Importance:

- No Stars = Insignificant
-  Low
-  Moderate
-  Important
-  Very Important

All Your Mortgage Needs, Professionally Delivered with a Personal Touch

Whether you're a first-time homebuyer hoping to navigate the process of buying a home so that it is a fun and anxiety-free process or a homeowner looking for refinance options that deliver more freedom and flexibility, I can help you analyze your current situation and find money saving options. With expertise in all areas of mortgage and financing, my hope is that once I become your mortgage partner, I'll stay your mortgage partner. With clients from A to Z, files never leave my hands or my desk. From start to finish, every step of the way, my goal is to keep the lines of communication open, provide complete and attentive service, and ensure the most seamless and satisfactory process possible.

Kevin Litwicki - NMLS # 289959

